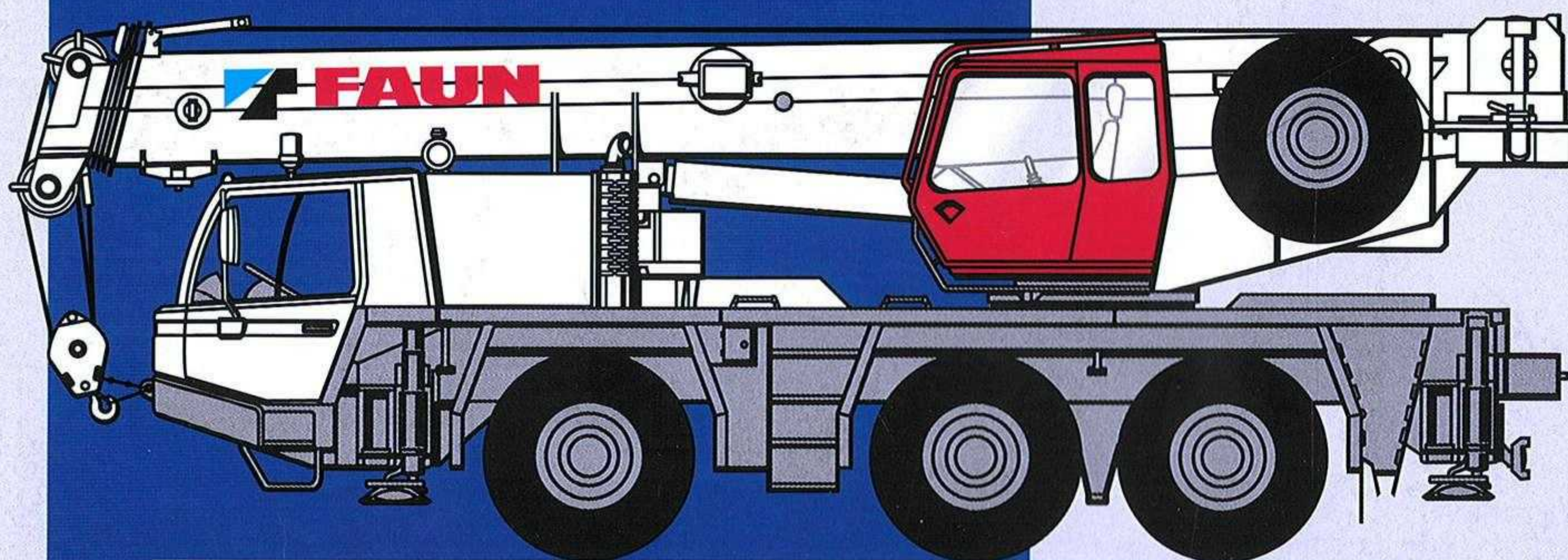


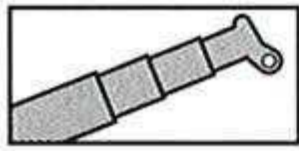
ALL-TERRAIN  
**ATF 45-3**

ISO 9001





Tragfähigkeiten  
Lifting capacities  
Capacités de levage  
Capacidades de elevación

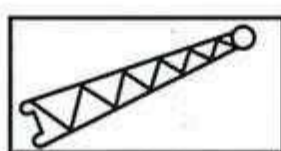
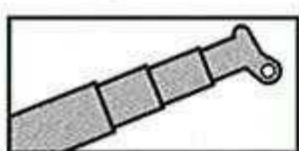


8.5t

DIN/ISO

→ m	9.0 m	12.2 m	15.3 m	18.4 m	21.5 m	24.6 m	27.8 m	30.9 m	34.0 m
2.7	45.0								
3.0	42.3	26.0	24.5						
3.5	38.0	26.0	24.5	14.0					
4.0	34.7	26.0	24.5	14.0	20.0				
4.5	31.7	26.0	24.5	14.0	19.4	14.0			
5.0	29.2	24.4	24.5	14.0	18.8	14.0	14.0		
6.0	25.0	19.9	20.0	14.0	16.9	14.0	14.0	11.0	9.0
7.0	17.1	16.6	16.8	13.2	15.3	13.6	13.0	11.0	9.0
8.0		14.2	14.3	12.4	13.9	13.1	11.9	10.4	8.8
9.0		12.0	13.2	11.6	12.9	11.8	10.9	9.7	8.3
10.0		10.0	11.2	10.7	11.1	10.6	9.8	9.1	7.8
11.0			9.6	9.8	9.5	9.1	8.9	8.3	7.4
12.0			8.4	8.6	8.3	7.9	7.9	7.7	7.0
14.0				6.7	6.4	6.1	6.0	6.3	6.1
16.0				5.4	5.2	4.8	4.7	4.9	5.1
18.0					4.5	3.8	3.7	4.2	4.1
20.0						3.0	3.2	3.6	3.3
22.0						2.4	2.8	3.0	2.7
24.0							2.5	2.5	2.2
26.0								2.1	1.8
28.0								1.8	1.5
30.0									1.2
32.0									
34.0									
36.0									

I	0	50	0 / 50 / 100	0	50 / 100 / 0	100 / 100	0 / 100	50 / 100	100
II	0	0	33 / 50 / 0	50	50 / 100 / 67	100 / 50	100 / 100	100 / 100	100
III	0	0	33 / 0 / 0	50	50 / 0 / 67	25 / 50	100 / 50	100 / 75	100
IV	0	0	33 / 0 / 0	50	50 / 0 / 67	25 / 50	100 / 50	100 / 75	100



8.5t

DIN/ISO

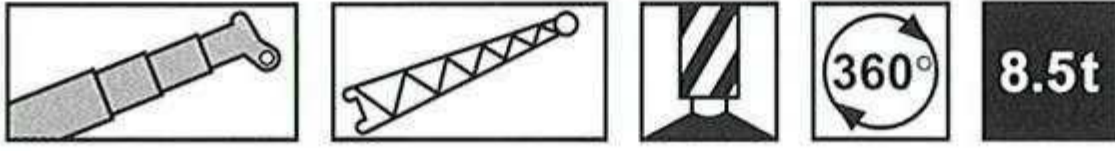
→ m	30.9 m + 8.7 m			34.0 m + 8.7 m			34.0 m + 15.2 m		
	5°	20°	40°	5°	20°	40°	5°	20°	40°
6.0									
7.0	6.35								
8.0	6.15			5.80					
9.0	6.00	4.65		5.70					
10.0	5.80	4.40		5.60	4.40		3.00		
11.0	5.55	4.25	3.00	5.20	4.25		2.95		
12.0	5.30	4.05	2.95	4.75	4.05	2.95	2.85		
14.0	4.55	3.70	2.80	4.05	3.75	2.80	2.75	2.65	
16.0	3.95	3.45	2.70	3.50	3.45	2.70	2.60	2.45	
18.0	3.55	3.20	2.55	3.05	3.05	2.60	2.45	2.25	1.75
20.0	3.15	3.00	2.45	2.70	2.70	2.50	2.35	2.10	1.70
22.0	2.60	2.75	2.40	2.40	2.40	2.40	2.20	2.00	1.60
24.0	2.10	2.25	2.30	2.15	2.20	2.15	1.95	1.90	1.55
26.0	1.75	1.85	1.90	1.75	1.85	2.00	1.75	1.75	1.50
28.0	1.60	1.65	1.65	1.35	1.50	1.60	1.60	1.65	1.45
30.0	1.35	1.40	1.45	1.05	1.15	1.20	1.45	1.50	1.40
32.0	1.05	1.10	1.10	0.80	0.90	0.90	1.20	1.35	1.35
34.0	0.85	0.85	0.80	0.55	0.60	0.60	0.95	1.10	1.20
36.0	0.60	0.60			0.40	0.40	0.75	0.85	0.95
38.0							0.55	0.65	0.70
40.0							0.40	0.50	0.50

I	50 / 100	100	100
II	100 / 100	100	100
III	100 / 75	100	100
IV	100 / 75	100	100

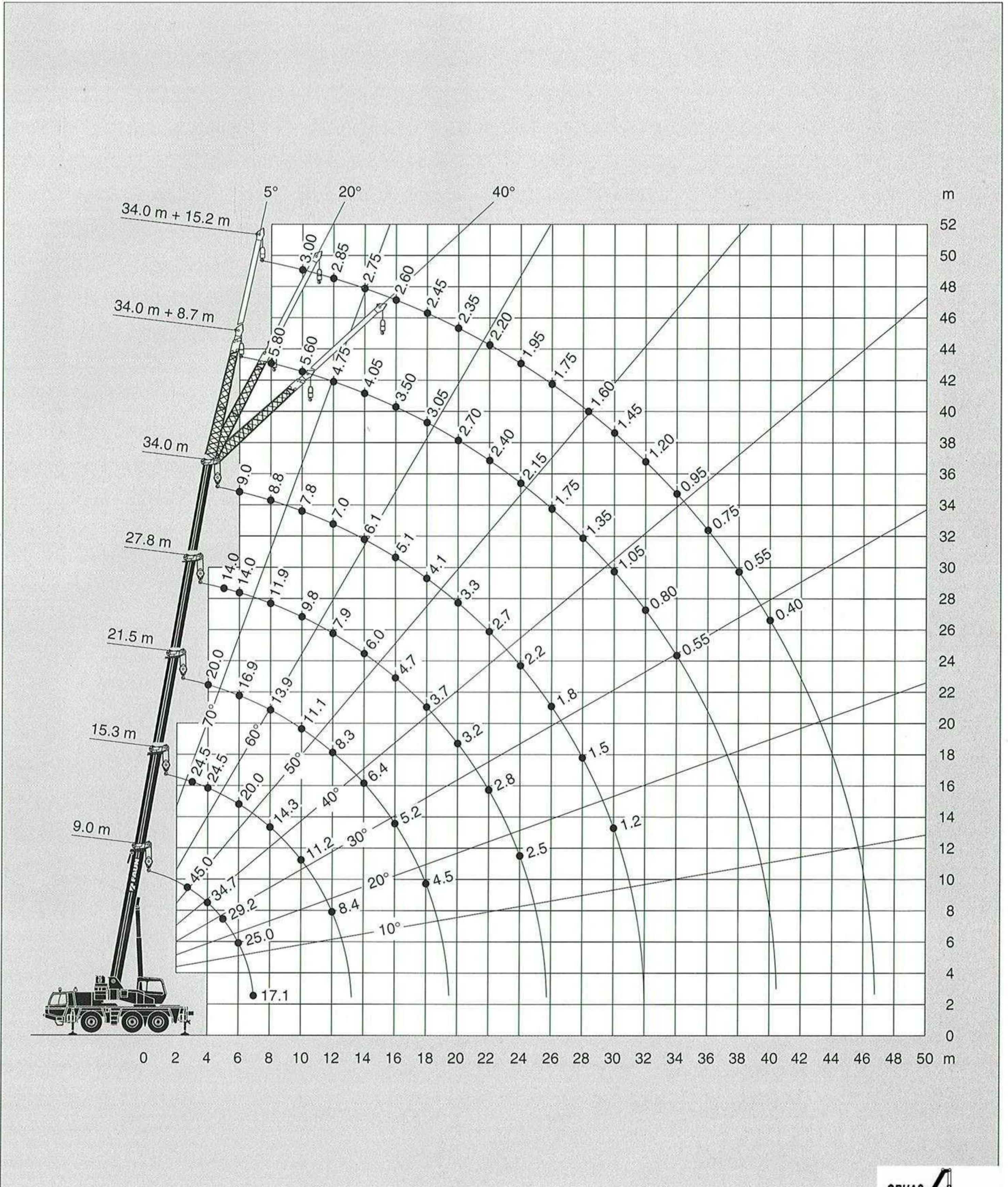




Hubhöhen  
Lifting heights  
Hauteurs de levage  
Alturas de elevación



DIN/ISO





Maße / Dimensions / Dimensions / Dimensiones (mm)  
 Gewichte / Weights / Poids / Pesos  
 Geschwindigkeiten / Speeds / Vitesses / Velocidades

